


Environmentally-friendly insulation system
made from natural wood fibres



| AREAS OF APPLICATION

Rigid insulation from natural wood fibre for wall and roof applications

Sub screed insulation



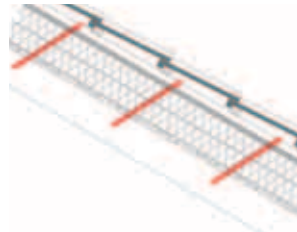
| MATERIAL

Wood fibre insulation board produced in accordance with EN 13171 and with ongoing quality supervision

Wood for STEICO*therm* comes from sustainable forestry and is independently certified by the FSC®

- Multifunctional rigid woodfibre insulation board
- Quick and easy installation
- Excellent insulation properties in winter and summer
- Made from FSC® certified woodfibre
- High compression strength
- Water vapour open
- Helps to regulate the indoor climate
- Ecological and environmentally friendly
- Fully recycleable

For more information please visit our website at www.steico.co.uk



PACKAGING STEICO^{therm}

ADVICES

Store flat, level and under cover.
Protect edges from damage

Remove plastic foil packing only
when the pallet is on hard,
dry and even ground

Max. stacking height: 2 paletts

For dust extraction please refer to
national requirements

ADDITIONAL AREAS OF APPLICATION

(according to national regulations)

External insulation for roofs or floors with discontinuously laid coverings or under sarking felt
Interior insulation for floors or roofs, insulation between rafters
Insulation under a screed
External insulation for walls behind a rain screen
Insulation for timber structures


Thickness [mm]	Size [mm]	Edge profile	Weight [kg/m ²]	Pieces / Pallet	m ² / Pallet	Weight/Pal [kg]
20♦	1,350 * 600	square edge	3.20	116	94.0	ca. 300
30♦	1,350 * 600	square edge	4.80	74	59.9	ca. 300
40	1,350 * 600	square edge	6.40	56	45.4	ca. 310
60	1,350 * 600	square edge	9.60	38	30.8	ca. 300
80	1,350 * 600	square edge	12.80	28	22.7	ca. 310
100	1,350 * 600	square edge	16.00	22	17.8	ca. 300
120	1,350 * 600	square edge	19.20	18	14.6	ca. 300
140	1,350 * 600	square edge	22.40	16	13.0	ca. 300
160	1,350 * 600	square edge	25.60	14	11.3	ca. 300
180	1,350 * 600	square edge	28.80	12	9.7	ca. 310
200	1,350 * 600	square edge	32.00	12	9.7	ca. 325
100	1,880 * 600	tongue and groove♦♦	16.00	22	24.8	ca. 420
120	1,880 * 600	tongue and groove♦♦	19.20	18	20.3	ca. 420
140	1,880 * 600	tongue and groove♦♦	22.40	16	18.0	ca. 420
160	1,880 * 600	tongue and groove♦♦	25.60	14	15.8	ca. 420

♦see datasheet STEICO^{therm} SD

♦♦Coverage dimensions: 1,850 * 570 mm

CHARACTERISTIC VALUES STEICO^{therm}

Produced and supervised according to	EN 13171
Board designation	WF – EN 13171 – T4 – CS(10\Y)50 – TR2.5 – AF 100
Edge profile	square edged
Fire class according to EN 13501-1	E
Declared thermal conductivity λ_D [W/(m*K)]	0.038
Declared thermal resistance R_D [(m ² *K)/W]	0.5(20) / 0.8(30) / 1.0(40) / 1.5(60) / 2.0(80) / 2.5(100) / 3.1(120) / 3.6(140) / 4.1(160) / 4.6(180) / 5.1(200)
Density [kg/m ³]	ca. 160
Water vapour diffusion resistance factor μ	5
s_d value [m]	0.1(20)/0.2(40)/0.3(60) / 0.4(80) / 0.5(100) / 0.6(120) / 0.7(140) / 0.8(160)
Specific heat capacity c [J/(kg*K)]	2100
Minimum compression strength at 10% deformation σ_{10} [N/mm ²]	0.05
Minimum compression strength [kPa]	50
Tensile strength perpendicular to face \perp [kPa]	≥ 2.5
Declared level of airflow resistance [(kPa*s)/m ²]	≥ 100
Raw material	wood fibre, bond between layers
Waste code (EAK)	030105/170201



STEICO
engineered by nature

Your STEICO Agent

www.steico.co.uk